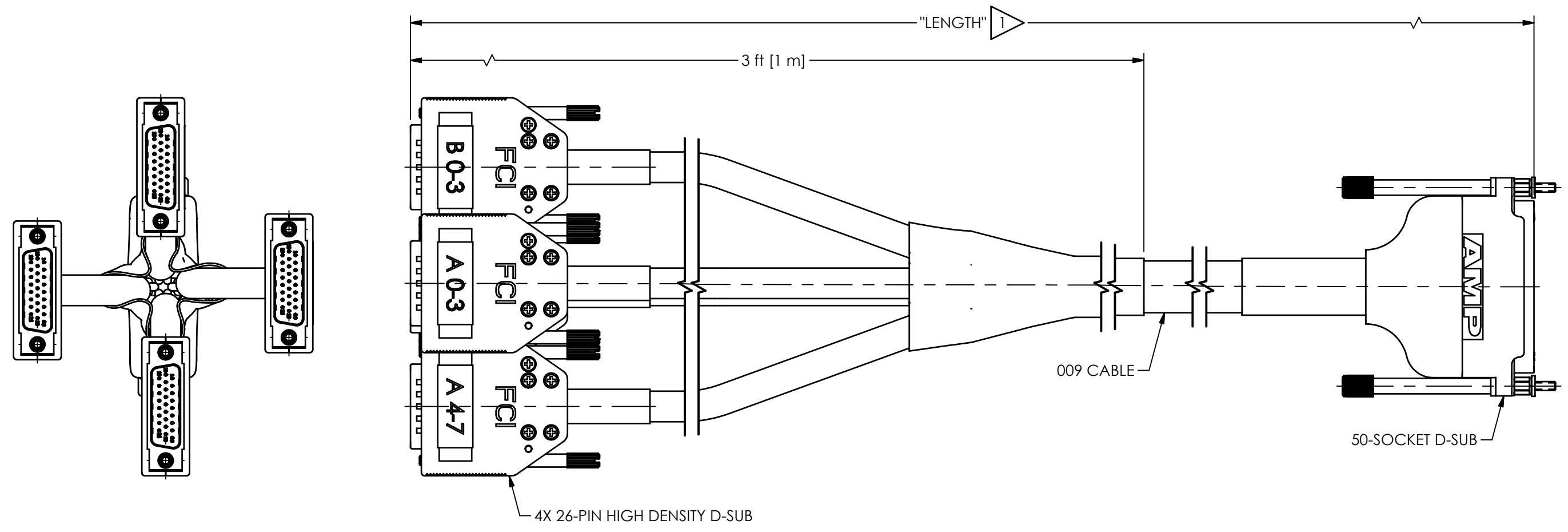


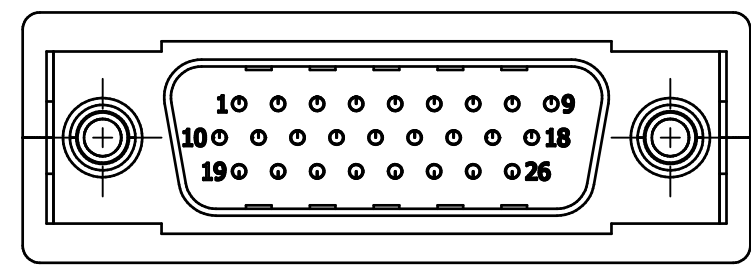
PCB Piezotronics Inc. claims proprietary rights in the information disclosed hereon. Neither it nor any reproduction thereof will be disclosed to others without the written consent of PCB Piezotronics Inc.

REVISIONS		
REV	DESCRIPTION	DIN
NR	RELEASED TO DRAFTING	54156

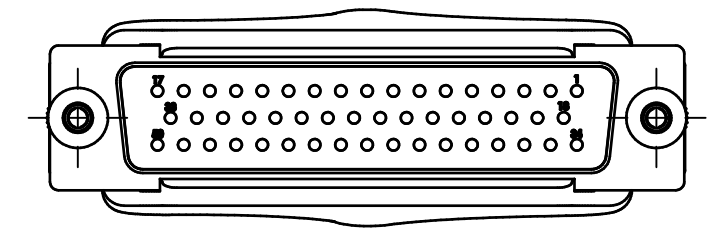
78120



DB26 CONNECTOR PIN-OUTS					16 PAIR CABLE		DB50 CONNECTOR		
CONN.	CHANNEL	RED (+ SIGNAL)	BLACK (- SIGNAL)	DRAIN	CABLE PAIR	COLOR	RED (+ SIGNAL)	BLACK (- SIGNAL)	DRAIN
1	A0	1	11	19	1	BROWN	1	18	34
	A1	3	13	21	2	RED	35	2	19
	A2	5	15	23	3	ORANGE	3	20	36
	A3	7	17	25	4	YELLOW	37	4	21
	GND	9, 18, SHELL			BRAIDED SHIELD		SHELL		
2	A4	1	11	19	5	GREEN	5	22	38
	A5	3	13	21	6	BLUE	39	6	23
	A6	5	15	23	7	PURPLE	7	24	40
	A7	7	17	25	8	GRAY	41	8	25
	GND	9, 18, SHELL			BRAIDED SHIELD		SHELL		
3	B0	1	11	19	9	WHITE	26	43	10
	B1	3	13	21	10	BLACK	11	27	44
	B2	5	15	23	11	TAN	28	45	12
	B3	7	17	25	12	PINK	13	29	46
	GND	9, 18, SHELL			BRAIDED SHIELD		SHELL		
4	B4	1	11	19	13	BROWN STRIPE	30	47	14
	B5	3	13	21	14	RED STRIPE	15	31	48
	B6	5	15	23	15	ORANGE STRIPE	32	49	16
	B7	7	17	25	16	YELLOW STRIPE	17	33	50
	GND	9, 18, SHELL			BRAIDED SHIELD		SHELL		
		SHELL(S)			OVERALL SHIELD/DRAIN		SHELL		



26-PIN D-SUB PINOUT
SCALE 2.25X



50-SOCKET D-SUB PINOUT
SCALE 1.25X

1 LENGTH MAY VARY IN FEET OR METERS DEPENDING ON THE MODEL

UNLESS OTHERWISE SPECIFIED TOLERANCES ARE:				DRAWN		CHECKED		ENGINEER	
DIMENSIONS IN INCHES		DIMENSIONS IN MILLIMETERS [IN BRACKETS]		JJF	8/31/23	JJF	8/31/23	MJB	8/31/23
DECIMALS XX ±.03	DECIMALS X ± 0.8	XXX ±.010	DECIMALS XX ± 0.25	TITLE OUTLINE DRAWING 009M237 SERIES					
ANGLES ± 2 DEGREES	ANGLES ± 2 DEGREES	CABLE TOLERANCES IN ENGLISH							
CABLE TOLERANCES IN METRIC		CABLE TOLERANCES IN METRIC							
FILLETS AND RADII .003 - .005		FILLETS AND RADII 0.07 - 0.13							
CODE IDENT. NO. 52681		DWG. NO. 78120		SCALE: .75X		SHEET 1 OF 1			

PCB PIEZOTRONICS
AN AMPHENOL COMPANY

3425 WALDEN AVE. DEPEW, NY 14043
(716) 684-0001 E-MAIL: sales@pcb.com