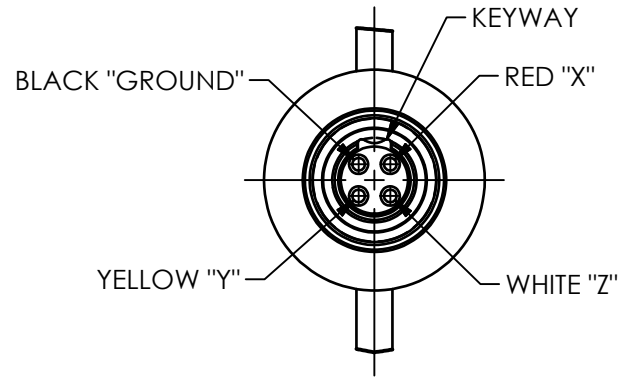


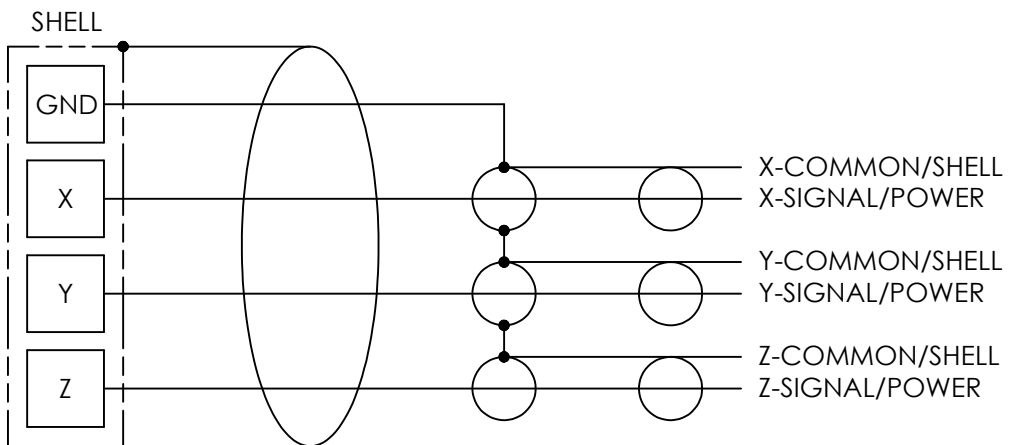
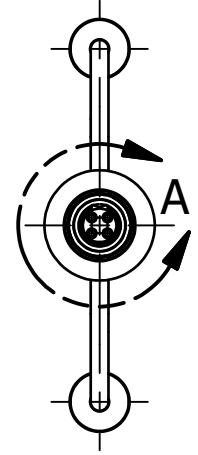
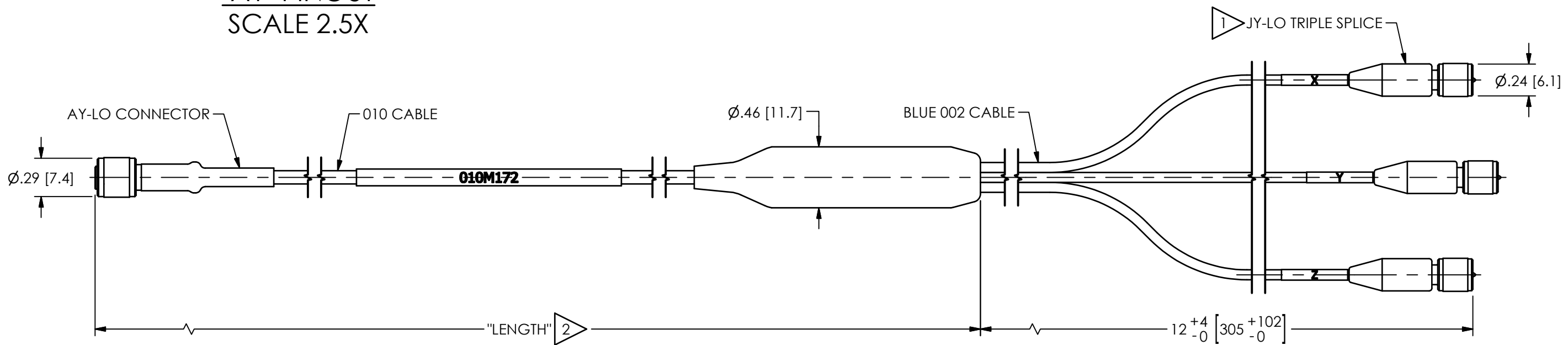
77833

PCB Piezotronics Inc. claims proprietary rights in the information disclosed herein. Neither it nor any reproduction thereof will be disclosed to others without the written consent of PCB Piezotronics Inc.

REVISIONS		
REV	DESCRIPTION	DIN
NR	RELEASED TO DRAFTING	53242



"AY" PINOUT  
SCALE 2.5X



SCHEMATIC DIAGRAM

- 2 LENGTH WILL VARY IN FEET OR METERS DEPENDING ON THE MODEL
- 1 JY-LO LOW OUTGASSING TRIPLE SPLICE CONSISTS OF THREE 1' [.3m] LOW OUTGASSING COAXIAL CABLES TERMINATING IN A LOW OUTGASSING EB CONNECTOR (10-32 PLUG)

UNLESS OTHERWISE SPECIFIED TOLERANCES ARE:		DRAWN		CHECKED		ENGINEER	
DIMENSIONS IN INCHES		NJF	05/12/23	JJF	05/12/23	MJB	05/12/23
DECIMALS XX ±.03		TITLE OUTLINE DRAWING 010M172 SERIES					
XXX ±.010							
ANGLES ± 2 DEGREES							
DIMENSIONS IN MILLIMETERS [ IN BRACKETS ]		PCB PIEZOTRONICS AN AMPHENOL COMPANY					
DECIMALS X ± 0.8		3425 WALDEN AVE. DEPEW, NY 14043					
XX ± 0.25		(716) 684-0001 E-MAIL: sales@pcb.com					
ANGLES ± 2 DEGREES		CODE IDENT. NO.		DWG. NO.		SCALE: 1.25X SHEET 1 OF 1	
CABLE TOLERANCES IN ENGLISH		52681		77833			
1" ≤ LENGTH < 1' = +1' / - 0							
1' ≤ LENGTH < 5' = +2' / - 0							
5' ≤ LENGTH < 100' = +6' / - 0							
100' ≤ LENGTH = +1' / - 0							
FILLETS AND RADII .003 - .005							
FILLETS AND RADII 0.07 - 0.13							