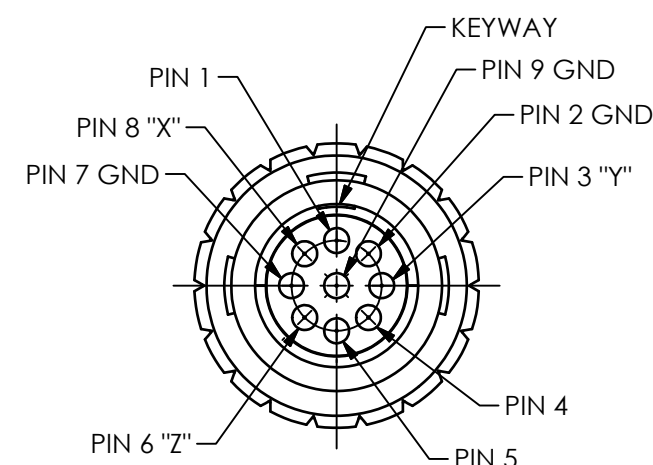
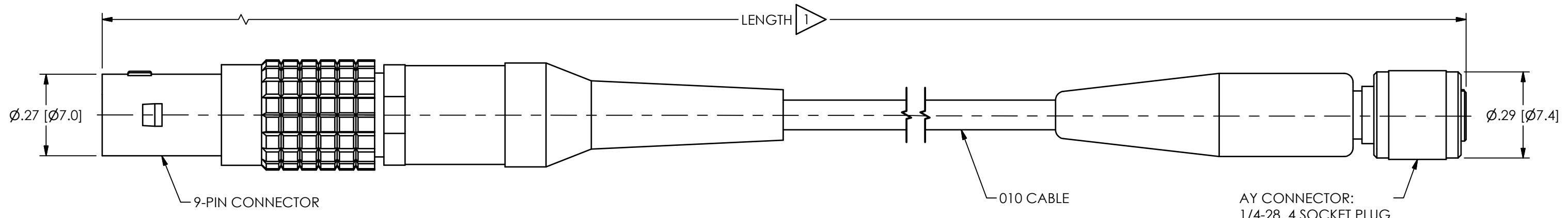


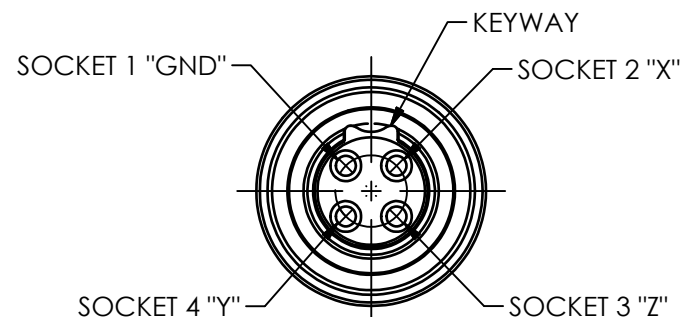
75772

PCB Piezotronics Inc. claims proprietary rights in the information disclosed herein. Neither it nor any reproduction thereof will be disclosed to others without the written consent of PCB Piezotronics Inc.

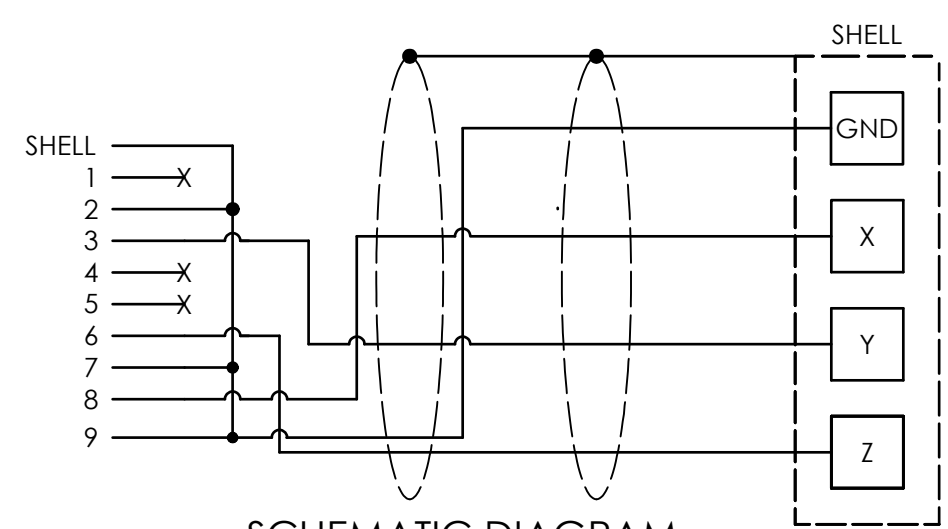
REVISIONS		
REV	DESCRIPTION	DIN
NR	RELEASED TO DRAFTING	52306



9-PIN PINOUT
SCALE 4X



AY PINOUT
SCALE 4X



SCHEMATIC DIAGRAM

1 LENGTH WILL VARY IN FEET OR METERS DEPENDING ON THE MODEL

UNLESS OTHERWISE SPECIFIED TOLERANCES ARE:		DRAWN		CHECKED		ENGINEER	
DIMENSIONS IN INCHES		JJF	12/15/21	JJF	12/15/21	KDW	12/15/21
DECIMALS XX ±.03		TITLE					
XXX ±.010							
ANGLES ± 2 DEGREES							
CABLE TOLERANCES IN ENGLISH		OUTLINE DRAWING					
1" ≤ LENGTH < 1' = +1' / - 0		MODEL 010M136					
1' ≤ LENGTH < 5' = +2' / - 0		010 CABLE W/ 9-PIN CONNECTOR					
5' ≤ LENGTH < 100' = +6' / - 0		& 1/4-28 PLUG					
100' ≤ LENGTH = +1' / - 0		CODE IDENT. NO. 52681		DWG. NO. 75772		SCALE: 3X SHEET 1 OF 1	
FILLETS AND RADII .003 - .005		FILLETS AND RADII 0.07 - 0.13		PCB PIEZOTRONICS AN AMPHENOL COMPANY 3425 WALDEN AVE. DEPEW, NY 14043 (716) 684-0001 E-MAIL: sales@pcb.com			