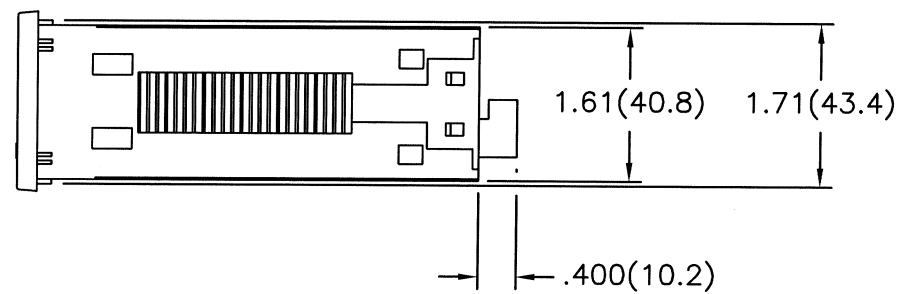
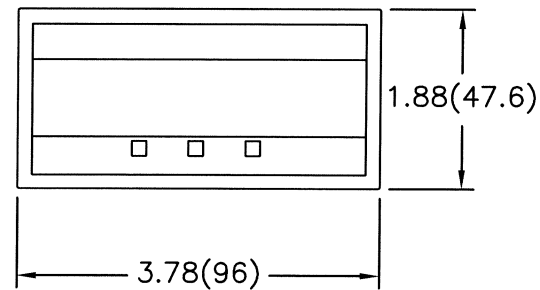
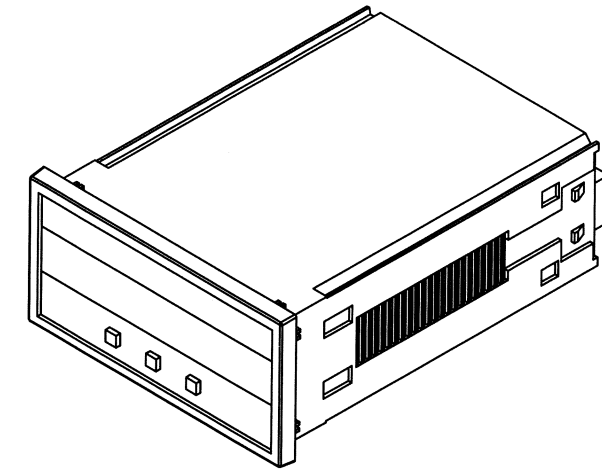
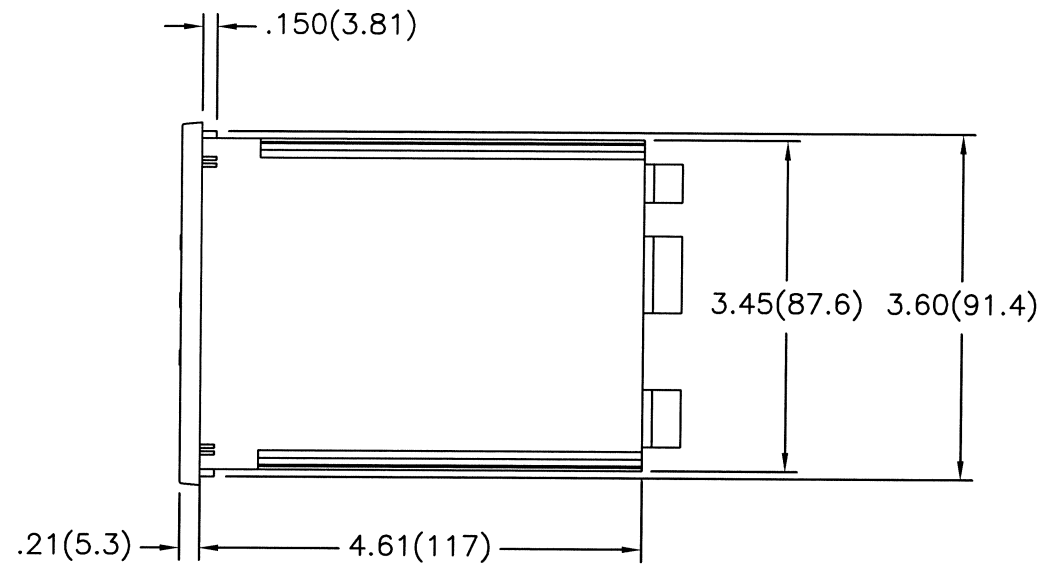


APPLICATION		
NEXT ASS'Y	USED ON	VAR

PCB Piezotronics Inc. claims proprietary rights in the information disclosed hereon. Neither it nor any reproduction thereof will be disclosed to others without written consent of PCB Piezotronics Inc.

REVISIONS					
ZONE	REV	DESCRIPTION	ECN	DATE	APP'D
	NR	RELEASED TO DRAFTING		5/4/05	DM/SLR

30232



UNLESS SPECIFIED TOLERANCES	
DIMENSIONS IN INCHES DECIMALS XX ±.03 XXX ±.010 ANGLES ±2 DEGREES FILLETS AND RADII .003 - .005	DIMENSIONS IN MILLIMETERS [IN BRACKETS] DECIMALS X ±0.8 XX ±0.25 ANGLES ±2 DEGREES FILLETS AND RADII [0.07 - 0.13]

DRAWN	ECB	5/4/05	MFG	RC	5/6/05
CHK'D	DM	5/6/05	ENGR	RF	5/4/05
APP'D	MEM	5/6/05	SALES	DPC	5/6/05
TITLE OUTLINE DRAWING MODEL 100A02 SERIES PANEL METER					

3425 WALDEN AVE. DEPEW, NY 14043 (716) 684-0001 EMAIL: SALES@PCB.COM	
CODE IDENT. NO. 52681	DWG. NO. 30232
SCALE: 1 : 2 SHEET 1 OF 1	

DD012 REV. C 01/21/03