

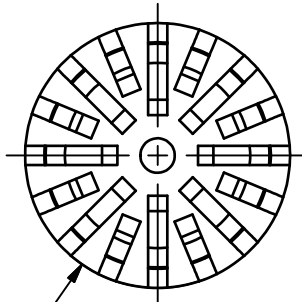
2

1

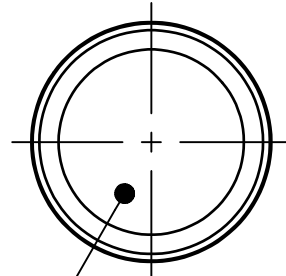
PCB Piezotronics Inc. claims proprietary rights in the information disclosed hereon. Neither it nor any reproduction thereof will be disclosed to others without the written consent of PCB Piezotronics Inc.

REVISIONS			
REV	DESCRIPTION		DIN
NR	RELEASED TO DRAFTING		50697

73439



Ø.28 [Ø7.0]

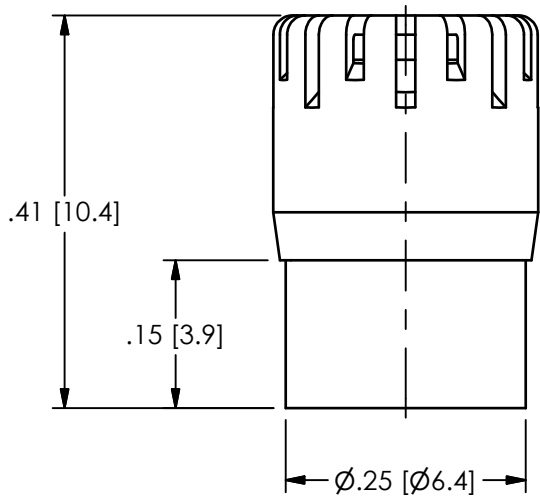


DIAPHRAGM

Ø.23 [5.9]

0.2500-60 UNS - 2A [6.35-60]

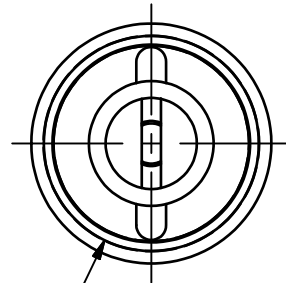
.36 [9.2]



.41 [10.4]

.15 [3.9]

Ø.25 [Ø6.4]



Ø.2244-60 UNS - 2B [5.70-60]

SHOWN WITH GRID CAP

SHOWN WITHOUT GRID CAP

UNLESS OTHERWISE SPECIFIED TOLERANCES ARE:

DRAWN		CHECKED		ENGINEER	
KSR	5/21/20	KSR	5/21/20	SWP	5/21/20



3425 WALDEN AVE. DEPEW, NY 14043
(716) 684-0001 E-MAIL: sales@pcb.com

CODE IDENT. NO. 52681	DWG. NO. 73439
--------------------------	--------------------------

SCALE: 6X	SHEET 1 OF 1
-----------	--------------

DIMENSIONS IN INCHES	DIMENSIONS IN MILLIMETERS [IN BRACKETS]
DECIMALS XX ±.03 XXX ±.010	DECIMALS X ± 0.8 XX ± 0.25
ANGLES ± 2 DEGREES	ANGLES ± 2 DEGREES
FILLETS AND RADII .003 - .005	FILLETS AND RADII 0.07 - 0.13

TITLE
OUTLINE DRAWING
1/4" PRE-POLARIZED
MICROPHONES

2

1

