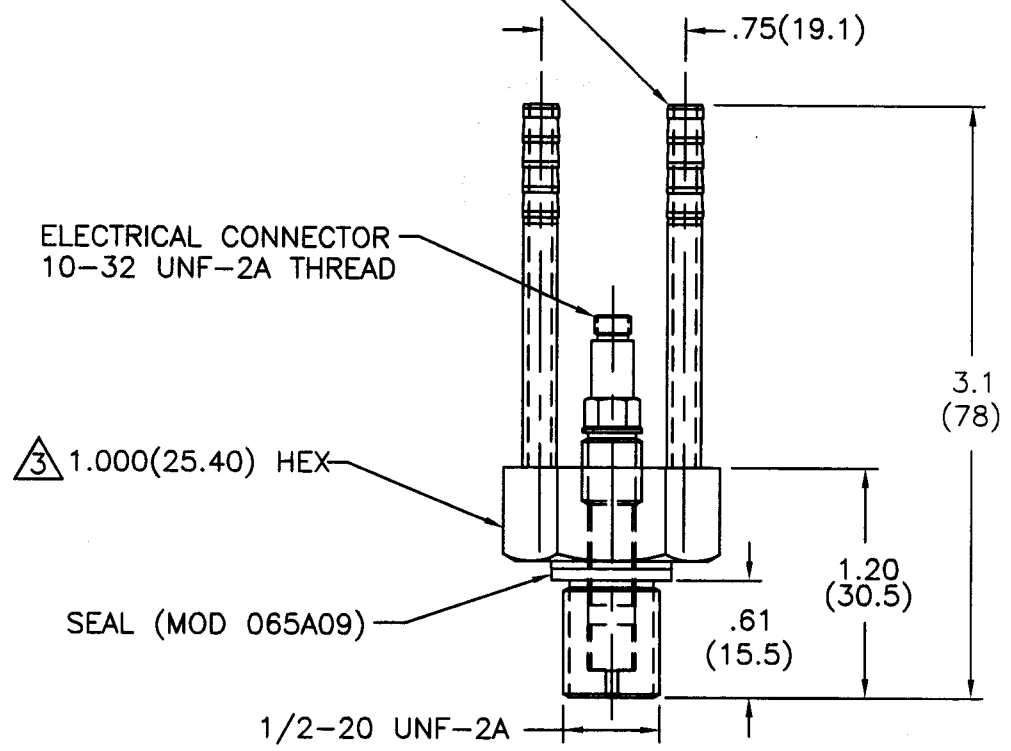


APPLICATION			REVISIONS				
NEXT ASS'Y	USED ON	VAR	REV	DESCRIPTION	ECN	DATE	APP'D
			B	REMOVED MODEL CALLOUT	16447	11/11/02	DYM/lln

20583

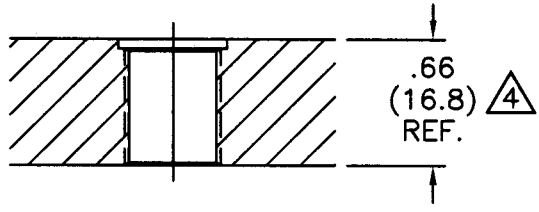
WATER INLET & OUTLET TUBES
 .187(4.75) O.D./ .125(3.18) I.D.
 USE FLEXIBLE RUBBER OR PLASTIC
 TUBING ONLY. (USE OF METAL TUBING
 & FITTINGS WILL DAMAGE TUBING)



PCB Piezotronics Inc. claims proprietary rights in the information disclosed herein. Neither it nor any reproduction thereof will be disclosed to others without written consent of PCB Piezotronics Inc.

MOUNTING HOLE PREPARATION:

- DRILL $\phi .453(\phi 11.51)$ $\triangle 1$ THRU
- $\sqsupset \phi .562(\phi 14.28)$ $\triangle 1 \triangle 2$
- X $.050(1.27)$ ∇
- TAP $1/2-20$ UNF-2B THRU



- $\triangle 4$ INSTALLATION FOR WALL THICKNESS OF $.66(16.8)$. \sqsupset THICKER WALLS $\phi 1.325(\phi 33.65)$ TO CLEAR $1.000(25.40)$ HEX.
- $\triangle 3$ RECOMMENDED MOUNTING TORQUE ON $1.000(25.40)$ HEX 10-15 FT LBS (14-20 Nm).
- $\triangle 2$ SEAL SURFACE SHOULD BE FLAT AND FREE OF TOOL MARKS TO WITHIN $.001(0.03)$ TIR WITH A MINIMUM $63/ (1.6/)$ FINISH FOR BEST RESULTS.
- $\triangle 1$ THESE DIAMETERS TO BE CONCENTRIC TO WITHIN $.001(0.03)$ TIR.

UNLESS SPECIFIED TOLERANCES		DRAWN JDM 11-11-02 MFG JBS 11/15/02				 3425 WALDEN AVE. DEPEW, NY 14043 (716) 684-0001 EMAIL: SALES@PCB.COM
DIMENSIONS IN INCHES	DIMENSIONS IN MILLIMETERS (IN PARENTHESIS)	CHK'D DM 11/15/02	ENGR WSH 11/16/02	APP'D MEM 11/12/02 SALES JMM 11/11/02		
DECIMALS XX $\pm .01$ XXX $\pm .005$	DECIMALS XX ± 0.3 XXX ± 0.13	TITLE INSTALLATION DRAWING MODEL 064B01 WATER COOLED ADAPTOR				CODE IDENT. NO. 52681
ANGLES ± 2 DEGREES	ANGLES ± 2 DEGREES	FILLETS AND RADII $.003 - .005$				DWG. NO. 20583
FILLETS AND RADII $.003 - .005$	FILLETS AND RADII (0.07 - 0.13)	DD011 REV. B 03/13/98				SCALE: FULL SHEET 1 OF 2

20583

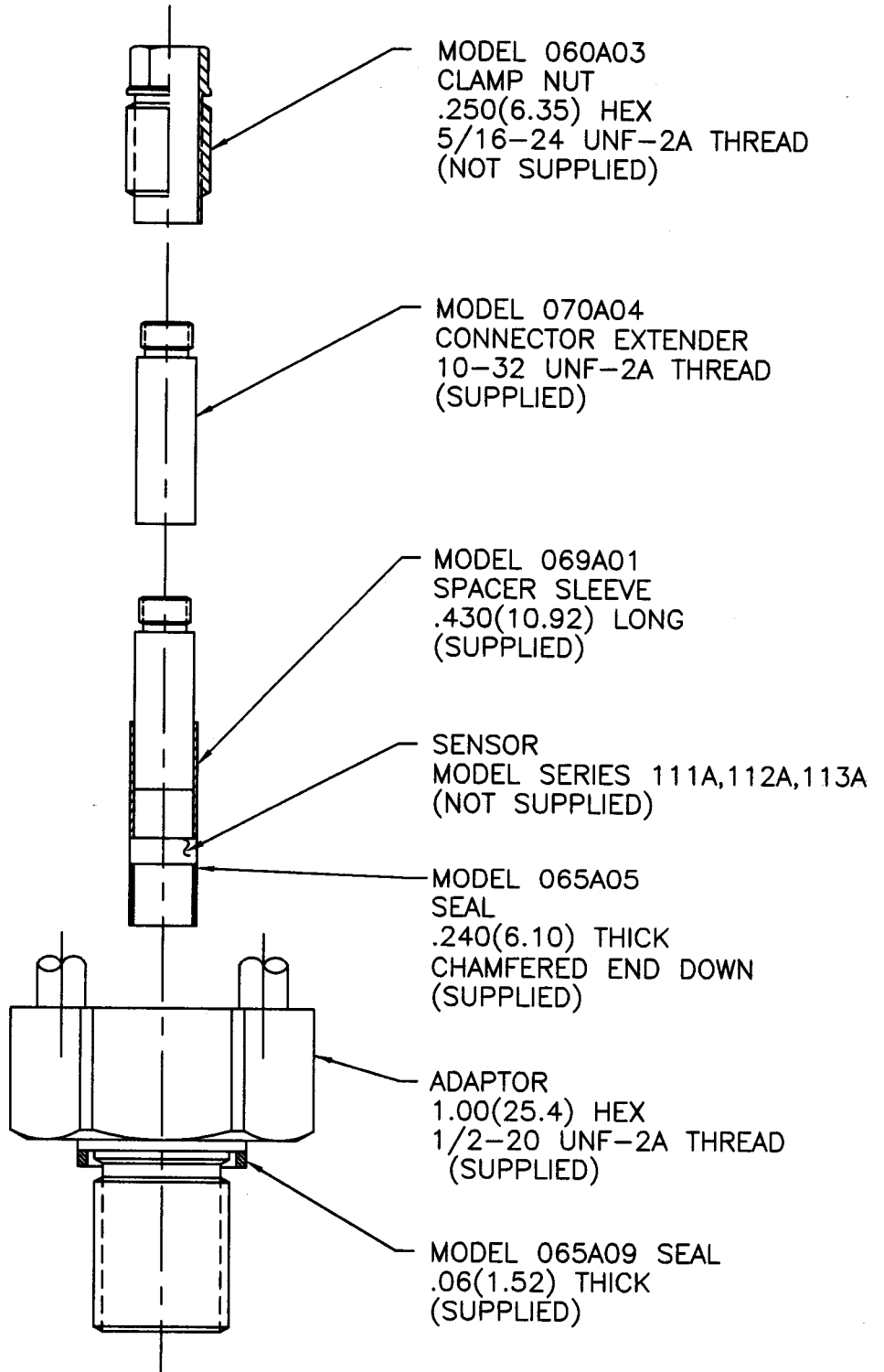
PCB Piezotronics Inc. claims proprietary rights in the information disclosed hereon. Neither it nor any reproduction thereof will be disclosed to others without written consent of PCB Piezotronics Inc.

APPLICATION

NEXT ASS'Y	USED ON	VAR
------------	---------	-----

REVISIONS

REV	DESCRIPTION	ECN	DATE	APP'D
	-SEE SHEET ONE-			



UNLESS SPECIFIED TOLERANCES

DIMENSIONS IN INCHES	DIMENSIONS IN MILLIMETERS (IN PARENTHESIS)
DECIMALS XX ±.01	DECIMALS XX ±0.3
XXX ±.005	XXX ±0.13
ANGLES ±2 DEGREES	ANGLES ±2 DEGREES

DRAWN	ADM	11-11-02	MFG	CBS	11/15/02
CHK'D	DM	11/15/02	ENGR	WSH	11/16/02
APP'D	MEM	11/16/02	SALES	JMM	11/11/02

PCB PIEZOTRONICS
 3425 WALDEN AVE. DEPEW, NY 14043
 (716) 684-0001 EMAIL: SALES@PCB.COM

FILLETES AND RADII .003 - .005	FILLETES AND RADII (0.07 - 0.13)
-----------------------------------	-------------------------------------

TITLE
 INSTALLATION DRAWING
 MODEL 064B01
 WATER COOLED ADAPTOR

CODE IDENT. NO. 52681	DWG. NO. 20583
--------------------------	-------------------