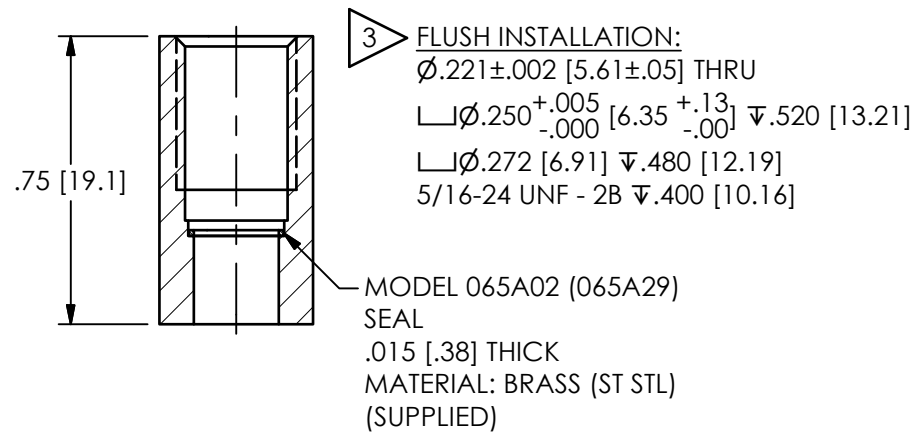
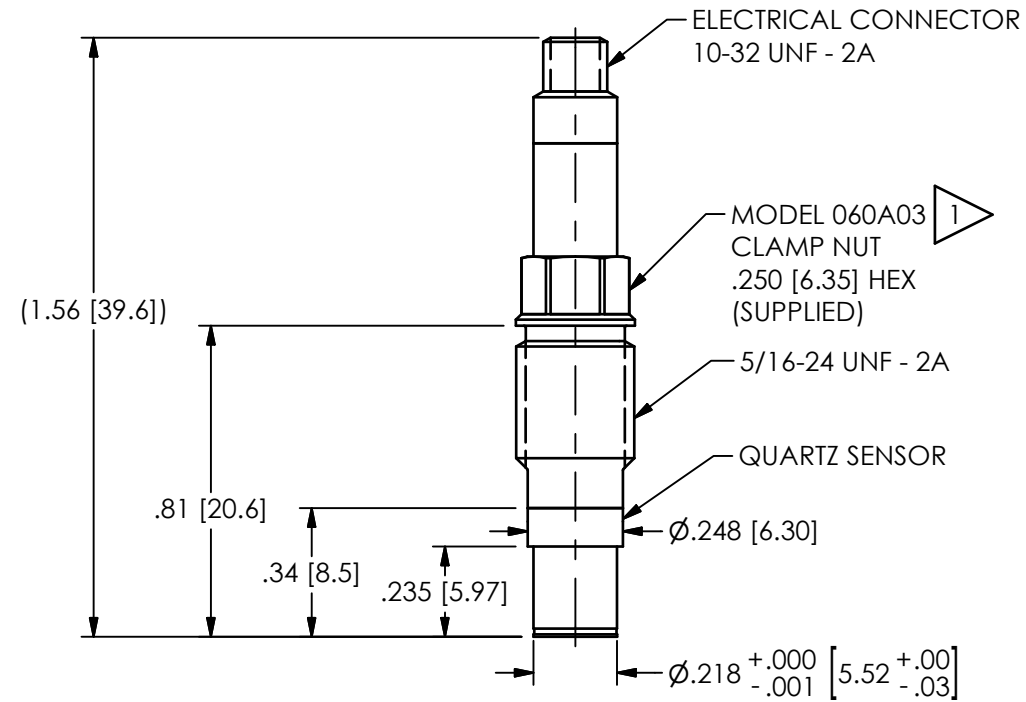


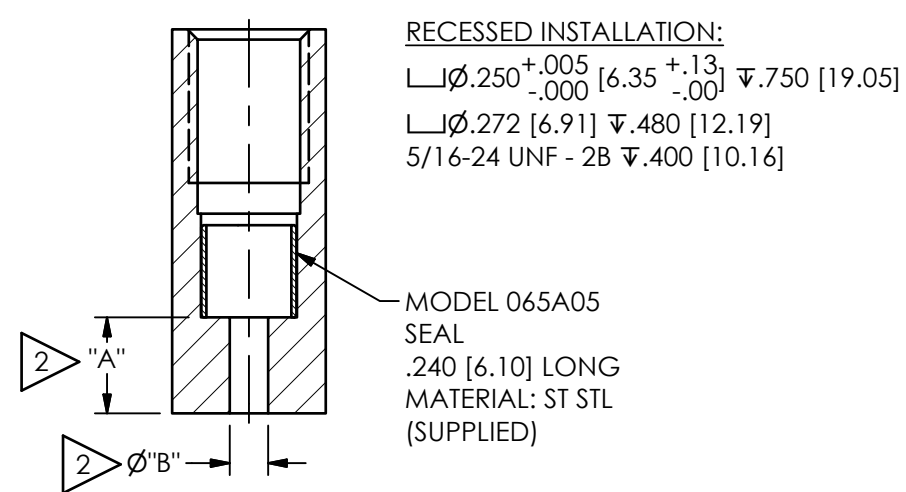
112-1040-90

PCB Piezotronics Inc. claims proprietary rights in the information disclosed hereon. Neither it nor any reproduction thereof will be disclosed to others without the written consent of PCB Piezotronics Inc.

REVISIONS		
REV	DESCRIPTION	DIN
P	065A29 WAS 065A26	49559



**MOUNTING HOLE PREPARATION**



**MOUNTING HOLE PREPARATION**

3 THESE DIMENSIONS FOR .75 [19.1] THICK WALL, L THICKER WALLS TO THIS DIMENSION

2 DIMENSIONS "A" AND Ø"B" TO SUIT USER REQUIREMENTS

1 RECOMMENDED TORQUE ON CLAMP NUT 23-35 INCH POUNDS [225-395 Ncm]

UNLESS OTHERWISE SPECIFIED TOLERANCES ARE:		DRAWN		CHECKED		ENGINEER	
DIMENSIONS IN INCHES	DIMENSIONS IN MILLIMETERS [IN BRACKETS]	JES	5/22/19	JES	5/22/19	NJL	5/22/19
DECIMALS XX ±.01 XXX ±.005	DECIMALS X ±.03 XX ±.013	TITLE INSTALLATION DRAWING 112 SERIES HIGH TEMPERATURE PRESSURE SENSORS					
ANGLES ± 2 DEGREES	ANGLES ± 2 DEGREES						
FILLETS AND RADII .003 - .005	FILLETS AND RADII 0.07 - 0.13	CODE IDENT. NO. 52681		DWG. NO. 112-1040-90		3425 WALDEN AVE. DEPEW, NY 14043 (716) 684-0001 E-MAIL: sales@pcb.com	
		SCALE: 2X		SHEET 1 OF 1			

