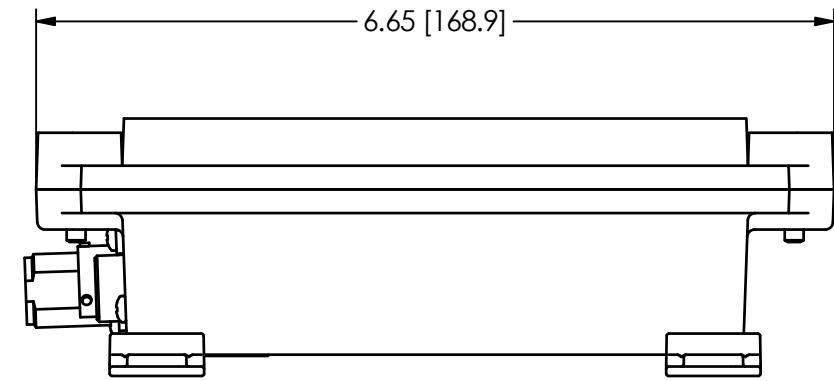
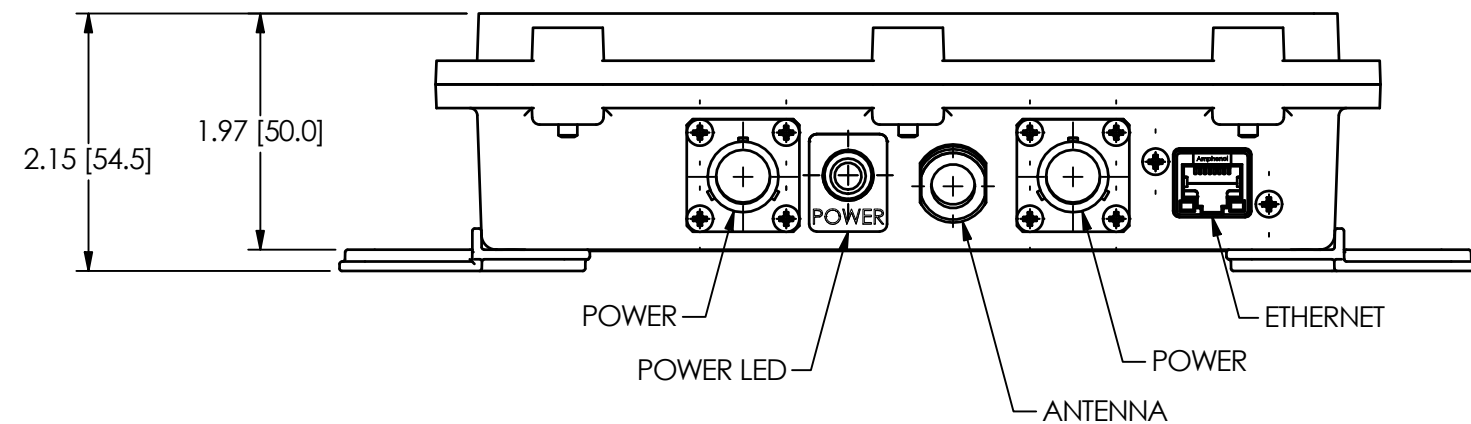
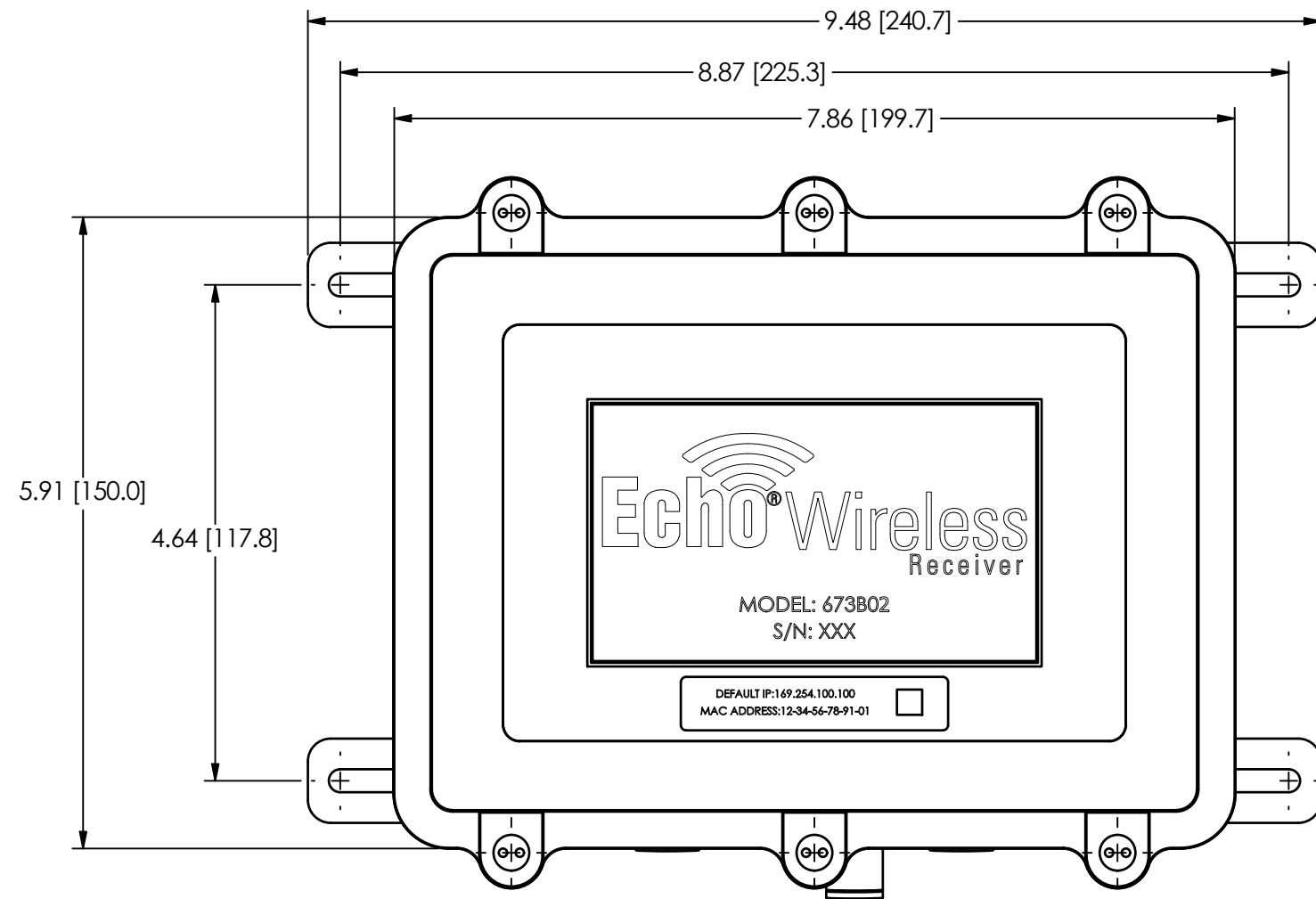


PCB Piezotronics Inc. claims proprietary rights in the information disclosed herein. Neither it nor any reproduction thereof will be disclosed to others without the written consent of PCB Piezotronics Inc.

72778

REVISIONS		
REV	DESCRIPTION	DIN
NR	RELEASED TO DRAFTING	50243



UNLESS OTHERWISE SPECIFIED TOLERANCES ARE:		DRAWN		CHECKED		ENGINEER	
DIMENSIONS IN INCHES	DIMENSIONS IN MILLIMETERS [IN BRACKETS]	JJF	2/12/20	JJF	2/12/20	KJL	2/12/20
DECIMALS XX ±0.03 XXX ±0.010	DECIMALS X ±0.8 XX ±0.25	TITLE OUTLINE DRAWING MODEL 673B02 ECHO WIRELESS RECEIVER					
ANGLES ± 2 DEGREES	ANGLES ± 2 DEGREES						
FILLETS AND RADII .003 - .005	FILLETS AND RADII 0.07 - 0.13	CODE IDENT. NO. 52681		DWG. NO. 72778		3425 WALDEN AVE. DEPEW, NY 14043 (716) 684-0001 E-MAIL: sales@pcb.com	
		SCALE: .625X		SHEET 1 OF 1			