
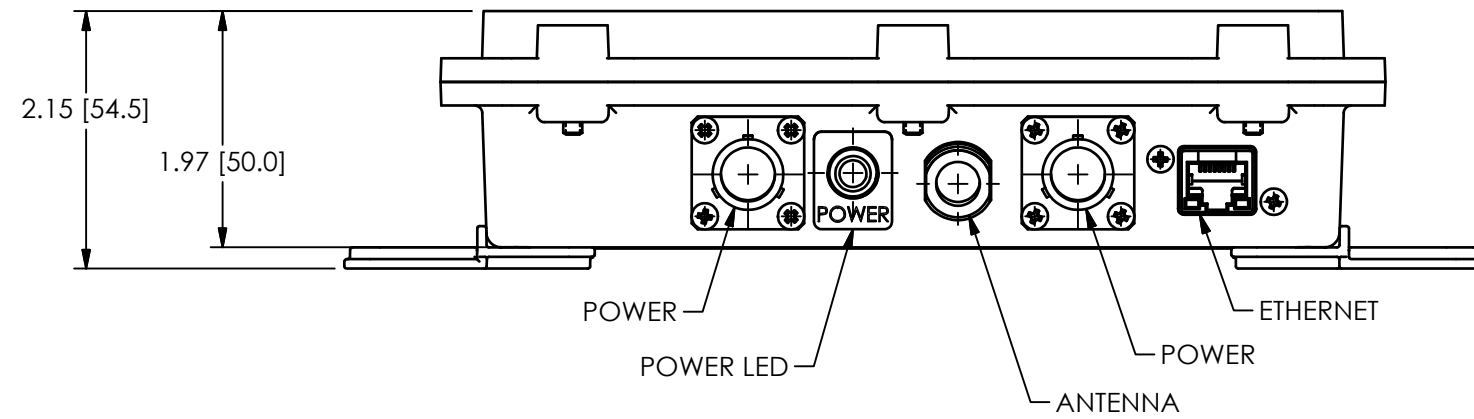
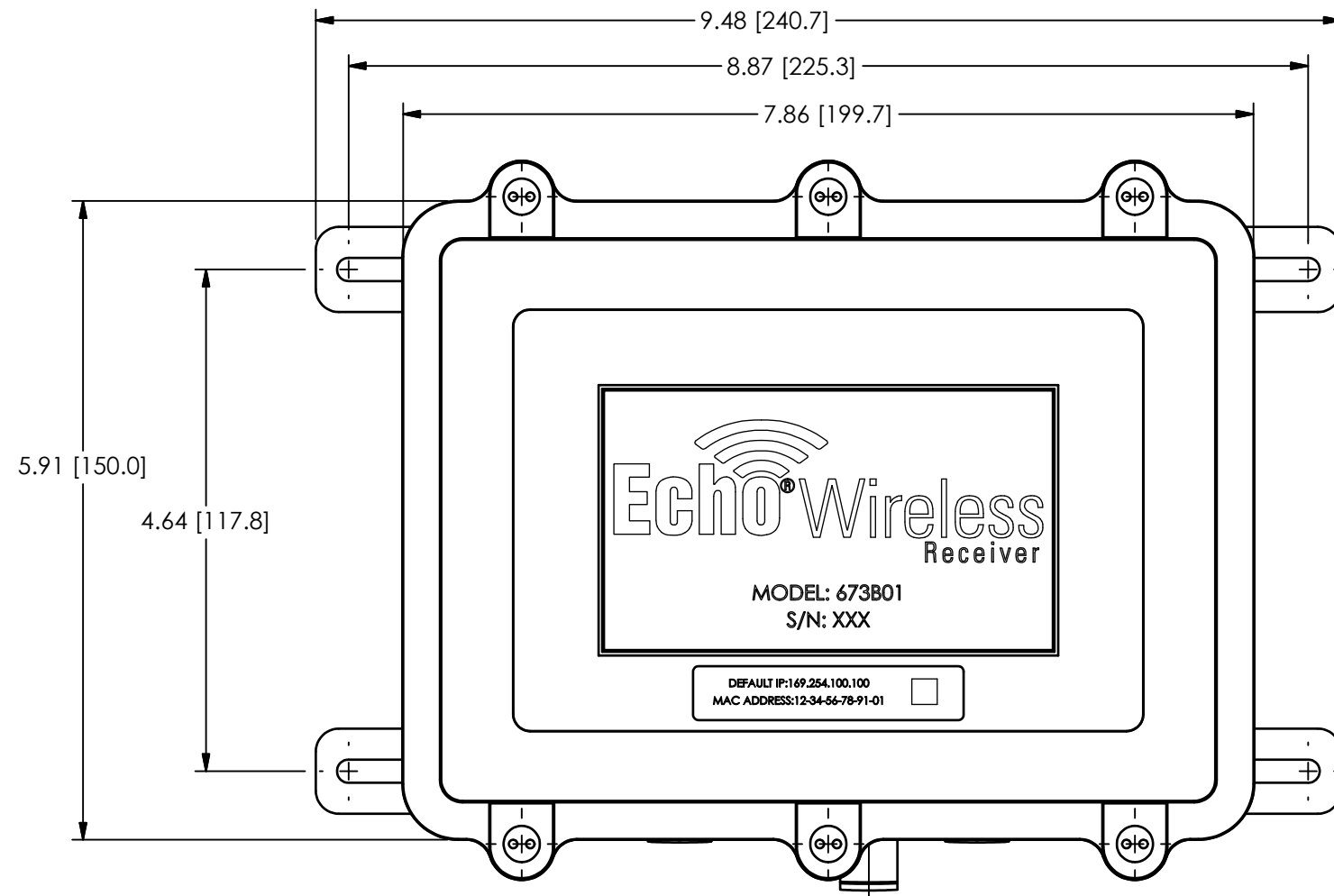


PCB Piezotronics Inc. claims proprietary rights in the information disclosed hereon. Neither it nor any reproduction thereof will be disclosed to others without the written consent of PCB Piezotronics Inc.

72285

REVISIONS

REV	DESCRIPTION	DIN
NR	RELEASED TO DRAFTING	49974



UNLESS OTHERWISE SPECIFIED TOLERANCES ARE:		DRAWN		CHECKED		ENGINEER			
DIMENSIONS IN INCHES	DIMENSIONS IN MILLIMETERS [IN BRACKETS]	NJF	11/01/19	JDM	11/01/19	KJL	11/01/19		
DECIMALS XX ±.03 XXX ±.010	DECIMALS X ±0.8 XX ±0.25	TITLE OUTLINE DRAWING MODEL 673B01 ECHO WIRELESS RECEIVER						CODE IDENT. NO. 52681	DWG. NO. 72285
ANGLES ± 2 DEGREES	ANGLES ± 2 DEGREES							SCALE: .625X	SHEET 1 OF 1
FILLETS AND RADII .003 - .005	FILLETS AND RADII 0.07 - 0.13								

PCB PIEZOTRONICS™
3425 WALDEN AVE. DEPEW, NY 14043
(716) 684-0001 E-MAIL: sales@pcb.com