

2

1

APPLICATION

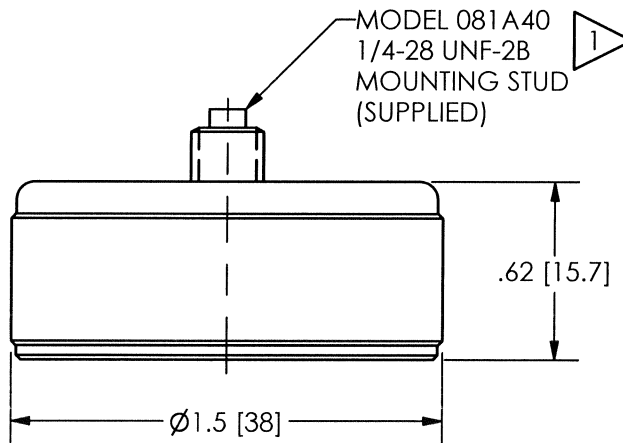
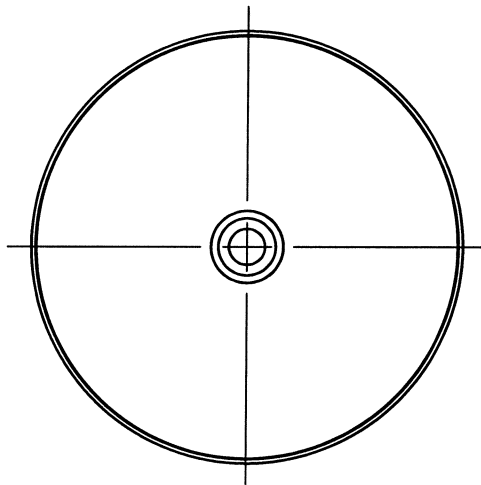
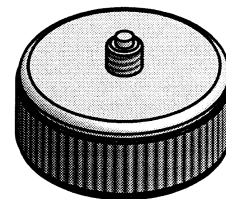
REVISIONS

NEXT ASS'Y	USED ON	VAR

REV	DESCRIPTION	ECN	APP'D
NR	RELEASED TO DRAFTING		EB 10/06

34129

PCB Piezotronics Inc. claims proprietary rights in the information disclosed hereon. Neither it nor any reproduction thereof will be disclosed to others without the written consent of PCB Piezotronics Inc.



2.) PULL STRENGTH = 50 LBS.

1 FOR METRIC VERSION MODEL M080A122, THREAD IS M6 X 1.0-6H AND MOUNTING STUD M081A161 REPLACES 081A40.

UNLESS OTHERWISE SPECIFIED TOLERANCES ARE:		DRAWN	MDF	10/5/06	MFG	JSB	10/16/06	 3425 WALDEN AVE. DEPEW, NY 14043 (716) 684-0001 E-MAIL: sales@pcb.com
DIMENSIONS IN INCHES	DIMENSIONS IN MILLIMETERS [IN BRACKETS]	CHK'D	ECB	10/6/06	ENGR	MJD	10/9/06	
DECIMALS XX ± .03 XXX ± .010 ANGLES ± 2 DEGREES	DECIMALS X ± 0.8 XX ± 0.25 ANGLES ± 2 DEGREES	APP'D	UR	10/6/06	SALES	QCM	10/16/06	
FILLET AND RADII .003 - .005	FILLET AND RADII [0.07 - 0.13]	TITLE OUTLINE DRAWING MODEL 080A122, M080A122 MAGNET						
		CODE IDENT. NO. 52681		DWG. NO. 34129		SCALE: 1.5 X		SHEET 1 OF 1

2

1