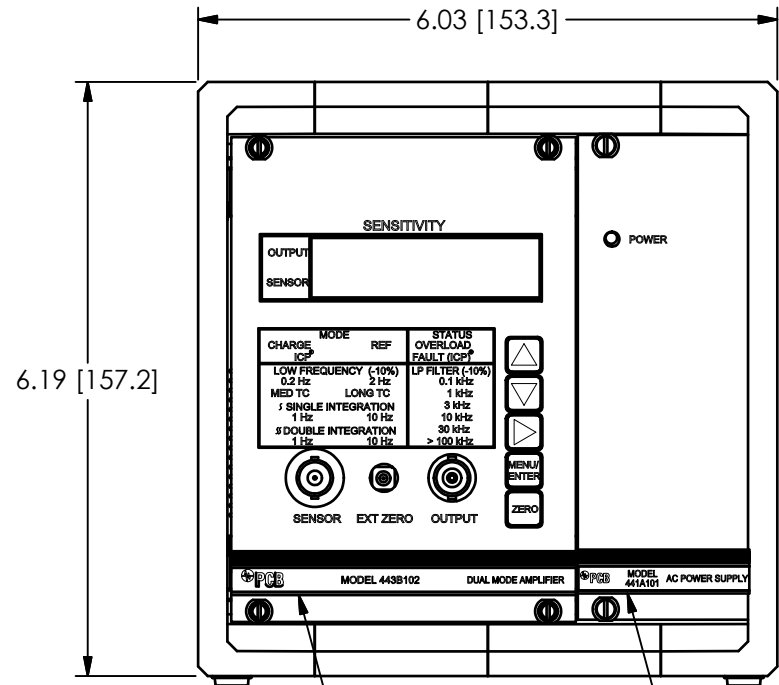


PCB Piezotronics Inc. claims proprietary rights in the information disclosed hereon. Neither it nor any reproduction thereof will be disclosed to others without the written consent of PCB Piezotronics Inc.

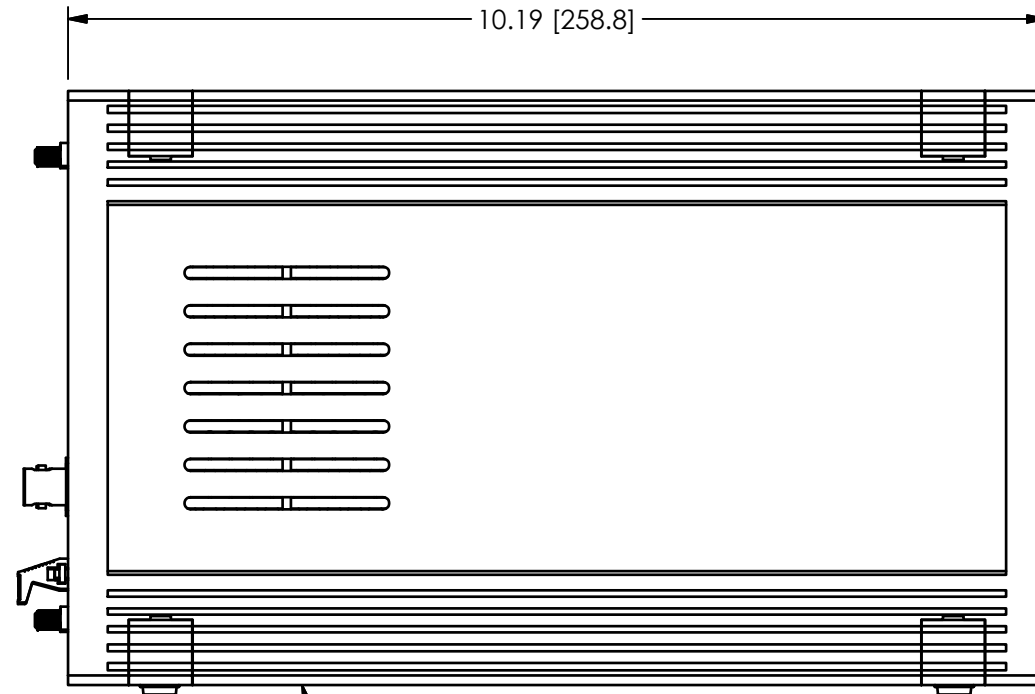
14513

REVISIONS

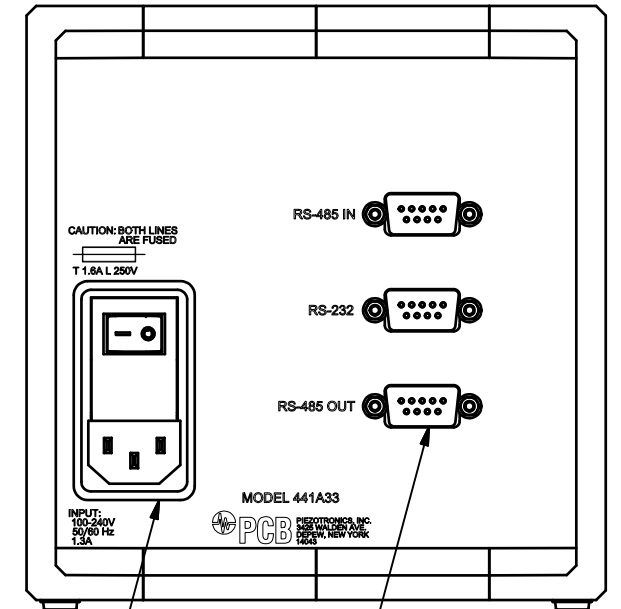
REV	DESCRIPTION	DIN
A	UPDATE TO NEW HANDLE AND LEXAN	51414



DUAL MODEL VIBRATION AMPLIFIER MODULE  
MODEL 443B102



MODULE ENCLOSURE  
MODEL 441A33



AC RECEPTACLE  
SERIAL COMMUNICATION CONNECTORS

AC POWER SUPPLY MODULE  
MODEL 441A101

UNLESS OTHERWISE SPECIFIED TOLERANCES ARE:		DRAWN		CHECKED		ENGINEER		<b>PCB PIEZOTRONICS</b> AN AMPHENOL COMPANY 3425 WALDEN AVE. DEPEW, NY 14043 (716) 684-0001 E-MAIL: sales@pcb.com
DIMENSIONS IN INCHES	DIMENSIONS IN MILLIMETERS [IN BRACKETS]	KSR	8/26/21	KSR	8/26/21	CPH	8/26/21	
DECIMALS XX ±.03 XXX ±.010 ANGLES ± 2 DEGREES	DECIMALS X ± 0.8 XX ± 0.25 ANGLES ± 2 DEGREES	TITLE OUTLINE DRAWING MODEL 443B02						DWG. NO. <b>14513</b>
CABLE TOLERANCES IN ENGLISH 1" ≤ LENGTH < 1' = +1' / - 0 1' ≤ LENGTH < 5' = +2' / - 0 5' ≤ LENGTH < 100' = +6' / - 0 100' ≤ LENGTH = +1' / - 0	CABLE TOLERANCES IN METRIC 2.54cm ≤ LENGTH < 30.5cm = +2.54cm / - 0 30.5cm ≤ LENGTH < 1.5m = +5.1cm / - 0 1.5m ≤ LENGTH < 30.5m = +15.2cm / - 0 30.5m ≤ LENGTH = +30.5cm / - 0							SCALE: .5X
FILLETS AND RADII .003 - .005	FILLETS AND RADII 0.07 - 0.13							